




Patient Education Training - Ordering – Review Order

Once you have made your selections, it is important to review the order to make sure it is accurate and complete. The Order Materials page will display the titles of your selections, the unit quantity and total number of units. Some materials come in packages of 25, 50 or 100, so it is important to make sure that the total number of units ordered is correct. If necessary, you may change the quantity ordered to adjust the total number of units..




1. Adjust Quantity:

To change the quantity of a title ordered, enter a new value in the Quantity field. The Total will automatically be updated.

| Materials Ordered: | | | | | | |
|--|----------------|------|--------------------------------|-------|--|--------|
| Title | Category | Unit | Quantity | Total | | Delete |
|  Coronary Artery Disease Book | Cardiovascular | 1 x | <input type="text" value="2"/> | = 2 | | X |
|  Living with Heart Failure Book | Cardiovascular | 1 x | <input type="text" value="1"/> | = 1 | | X |
|  Aquatic Exercises Book | Rehabilitation | 1 x | <input type="text" value="1"/> | = 1 | | X |




2. Delete Items:

To delete a title from your Materials Ordered list, click the X in the row corresponding to the title. The title will be removed from your order.

| Materials Ordered: | | | | | | |
|--|----------------|------|--------------------------------|-------|--|--------|
| Title | Category | Unit | Quantity | Total | | Delete |
|  Coronary Artery Disease Book | Cardiovascular | 1 x | <input type="text" value="2"/> | = 2 | | X |
|  Living with Heart Failure Book | Cardiovascular | 1 x | <input type="text" value="1"/> | = 1 | | X |
|  Aquatic Exercises Book | Rehabilitation | 1 x | <input type="text" value="1"/> | = 1 | | X |

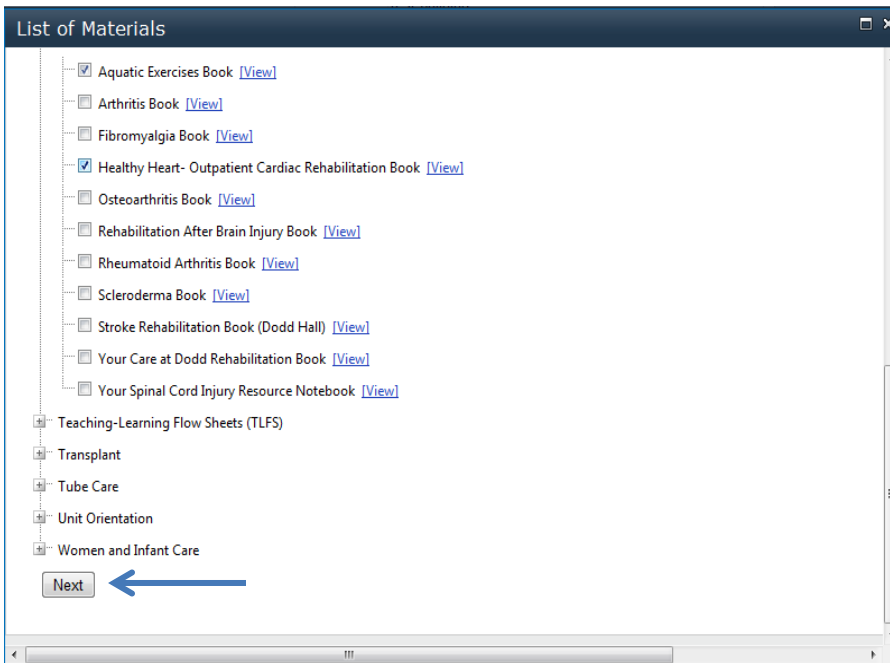
3. Add More Materials:

To add more materials to your order before submitting, click the **Add More Materials** button.

| Materials Ordered: | | | | | | |
|--|----------------|------|--------------------------------|-------|--|--------|
| Title | Category | Unit | Quantity | Total | | Delete |
|  Coronary Artery Disease Book | Cardiovascular | 1 x | <input type="text" value="2"/> | = 2 | | X |
|  Living with Heart Failure Book | Cardiovascular | 1 x | <input type="text" value="1"/> | = 1 | | X |
|  Aquatic Exercises Book | Rehabilitation | 1 x | <input type="text" value="1"/> | = 1 | | X |

←

4. The materials categories will be displayed, with your previous selections checked so that you do not duplicate your order. Select more materials to add them to your order. Remember to click the **Next** button to complete your selection.



5. The Materials Ordered page will be updated to include the new materials selected. Make sure to check the Quantity and Total fields are correct.

Materials Ordered:

| Title | Category | Unit | Quantity | Total | Delete |
|---|----------------|------|--------------------------------|-------|----------------------------|
| Coronary Artery Disease Book | Cardiovascular | 1 x | <input type="text" value="2"/> | = 2 | <input type="checkbox"/> X |
| Living with Heart Failure Book | Cardiovascular | 1 x | <input type="text" value="1"/> | = 1 | <input type="checkbox"/> X |
| Aquatic Exercises Book | Rehabilitation | 1 x | <input type="text" value="1"/> | = 1 | <input type="checkbox"/> X |
| Healthy Heart- Outpatient Cardiac Rehabilitation Book | Rehabilitation | 1 x | <input type="text" value="1"/> | = 1 | <input type="checkbox"/> X |